



# Credit Earning

---

King's Guide to Success

# Welcome!!!

We will cover:

1. What is a ***student credit card***?
2. **Credit Check Monday**
3. **Role** of your assigned **advisor** (teacher)
4. How **units** translate into **credits**
5. Your responsibility to **making credit check**
6. **Ways to make credit check** and **logs**



# What is a Student Credit Card?

- a **digital document** that **monitors your progress** towards graduation
- each student has their own
  - can be shared and viewed by you and your parent
- is **reviewed** with you every **Monday** by you and your advisor
- Students can use it as a tool to **set credit earning goals**
- Credit Card Link

# Credit Check Monday

- **AM and PM Credit Check every Monday** (or occasional Tuesday on holiday weeks)
- School **announcements**
- **Credit earning opportunities** are announced
- Students learn **who “made credit check”**
- Students **meet individually with** their **advisors** and set goals for the week.

# Role of Advisor & Credit Check

- Each one of you has an **assigned advisor**.
  - (ask Sharlese if you do not know who it is)
- During **credit check**
  - Use this time to get insight to how you are progressing towards graduation
  - find classes you should be doing more work in
  - get information about types of homework you can turn in
  - **Do homework!!! School service options = can count toward ANY CLASS if you do a good job!**
  - Ask any questions you might have



## What does it mean to make credit check?

- **All students** have the **responsibility** of making at least **2 credits a week**.
- When students receive this amount of credit, they are said to have “**made credit check**”.
  - Look at your credit card to check if your credit earning needs to be more to be on track to graduate on time.

# Calculating Credit

1 **unit** = 1 **hour** of work

15 **units** = 15 **hours** = 1 **credit**

6 units per day x 5 days per week =  
30 units (2 credits) per week

**3 hours per day in classes**

**3 hours per day of homework**





# Units and Credits

2 credits per week  
(30 hours of work)

In School  
(1 credit= 15 hours)

3 P's  
Attending Class  
Participating in Activities  
Asking Questions  
Submitting work while in class


\*Meeting with advisor

Outside of School  
(1 credit= 15 hours)

1. Completing homework, hard copy or from Canvas, EVERY DAY
2. Submitting Logs
3. Asking for alternative types of homework
4. School Service, special events, projects...

- 1 **unit** = 1 **hour** of work
- 15 **units** = 15 **hours** = 1 **credit**





# Tips to Making Credit Check

#1 attend **all** your classes regularly

(some teachers give **bonus units** for perfect attendance)

#2 Complete your **assignments** by their **due date**

#3 **Identify credit earning opportunities**

You do not need to be enrolled in a class to be able to do homework for it.

#4 **Ask for help** when you need it by attending office hours of teachers and paraeducator

#5 Turn in your **logs** each and every **Friday**

# Why is turning in logs key to making credit check?

- A large chunk of your total graduation credits come from ELECTIVES
- Logs give you elective credit
- Student Credit Card




# Types of Logs




## PE Log

Any type of physical activity




## Work Log

Having a job or baby sitting




## Music

Playing an instrument, singing or writing music




## Reading Log

Audio books or hard copies



## Cooking Log

Preparing meals for yourself or family, cooking at work



## Writing

Short stories  
Reflections to news articles etc.